


ANNUAL REPORT 2017



MISSION STATEMENT

It is the mission of Brazos Valley Community Action Programs to assist in the empowerment of individuals, families and communities to reach their full economic, education, wellness, cultural and social potential through the use of community resources.

BVCAP PERSPECTIVE

Brazos Valley Community Action Programs (BVCAP) was incorporated on June 21, 2016 as a spin-off organization from Brazos Valley Community Action Agency, Inc (BVCAA) which itself was incorporated in 1972. The Board of Directors for BVCAA were confronted with the difficulties of operating both a growing clinical health care system and a multi-faceted community services program within one organization. The spin-off of the community services program under BVCAP has created an agency that is fiscally strong, administratively lean with a combined experience of 100+ years in Community Action, and 150 employees who have served with dignity and empathy 15,000 clients within our twelve-county service area.

BVCAP as a Community Action Agency strives to reduce poverty in our community by working to better focus available local, state, private and federal resources to assist low-income individuals and families to acquire useful skills and knowledge, gain access to new opportunities, and achieve economic self-sufficiency.

The Board of Directors, our staff and myself are humbled to be tasked with such a high mission and will endeavor to maintain the respect and trust of those we serve and of the community partners who serve with us.

~ Mr. Bobby Hubley



BOARD OF DIRECTORS

- Mr. James McCullough (Chair)
- Dr. Donald Sweeney (Vice Chair)
- Ms. Sharon Phelps (Secretary)
- Mr. Paul Sanders (Treasurer)
- The Honorable Judge Mike Sutherland
- The Honorable Judge Byron Ryder
- County Commissioner Irma Cauley
- The Honorable Judge Benjamin Leman
- Ms. Dorothy Hernandez
- Ms. Irene Buentello
- Ms. Tracy Clark
- Ms. Shawna Rendon

FIDUCIARY RESPONSIBILITY

BVCAP is a 501(c)3, not-for-profit with an average annual budget exceeding \$14,000,000. Since 2017 was a year of transition from BVCAA, Inc. to BVCAP, the annual revenues of \$6,800,000 was approximately 50% of our normal annual operating budget.

Our funding comes predominantly from Federal and State grants and contracts.

The agency is monitored and audited by each funding entity as well as the Independent Audit firm Wipfli LLP.

It is the philosophy of the Board of Directors and the Administration that BVCAP should be held to the highest standard of accountability and transparency regarding program and financial operations.

During the last Independent Audit, BVCAP was commended on operating with administrative overhead at less than 5% - thus ensuring the maximum dollars possible be expended on Direct Services.

PROGRAMS OF BVCAP

Head Start

Early Head Start

Women, Infant and Children (WIC)

Meals on Wheels (MOW)

CHDO—Affordable Housing

CSBG—Case Management

CEAP—Utility Assistance/Weatherization

SNAPSHOT OF THE AGENCY

- ♦ 2017 Annual Revenues **\$6,829,918**
- ♦ Number of people employed : **159**
- ♦ Total Unduplicated Clients served from 10/01/2016 to 06/30/2017 : **15,559**



For more information regarding BVCAP and its programs please visit us online at www.capbv.org

Brazos Valley Community Action Programs

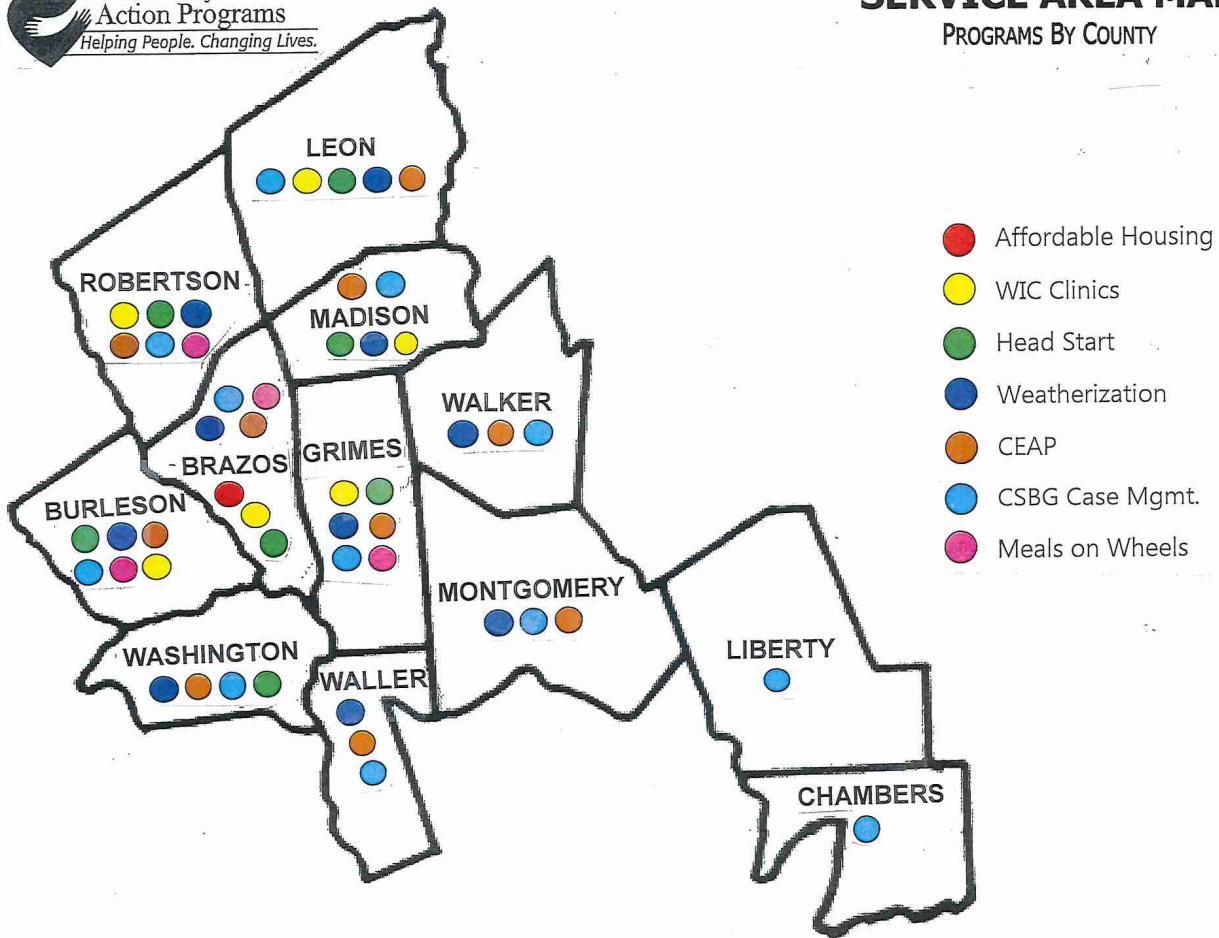
Statement of Financial Position

June 30, 2017

Assets	
Current assets:	
Cash and cash equivalents	\$ 1,977,741
Grants receivable	782,749
Other receivables	163,132
Prepaid expenses and other assets	104,273
Total current assets	3,027,895
Property and equipment, net	2,213,351
TOTAL ASSETS	\$ 5,241,246
Liabilities and Net Assets	
Current liabilities:	
Accounts payable	\$ 309,888
Accrued payroll and related liabilities	293,336
Total current liabilities	603,224
Long-term liabilities:	
Other liability	8,060
Total long-term liabilities	8,060
Total liabilities	611,284
Net assets:	
Unrestricted	4,188,111
Temporarily restricted	441,851
Total net assets	4,629,962
TOTAL LIABILITIES AND NET ASSETS	\$ 5,241,246

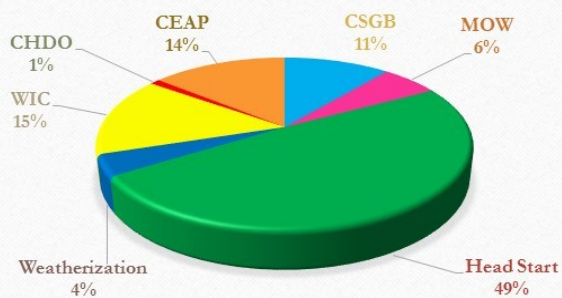
SERVICE AREA MAP

PROGRAMS BY COUNTY



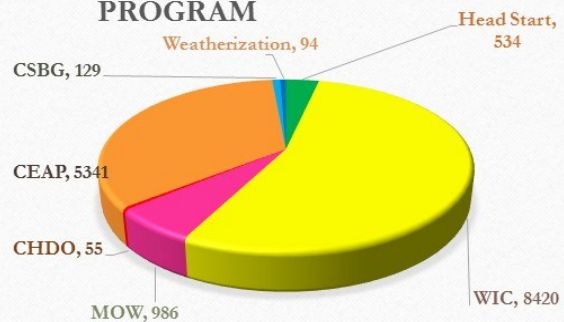
OVERVIEW OF PROGRAMS

FUNDING \$ BREAKDOWN
BY PROGRAMS



TOTAL FUNDING: \$6,829,918

CLIENTS SERVED BY
PROGRAM



TOTAL UNDUPLICATE CLIENTS: 15,559